



Discipline	No. of Training prog. (No. of courses/topics)			Participants (Nos.)				Target Beneficiary (nos.)	% achievement (over target beneficiaries)
	T	A	% of A	On	Off	Spon	Total		
Agronomy	4	6	150	70	74		144	115	240
Horticulture	3	3	100	42	15		87	80	126
Plant Protection	4	5	125	86	84	-	150	95	377
Plant Breeding & Genetics	4	4	100	33	39	-	112	95	204
Fisheries	4	5	125	116	85	-	211	115	513
Animal Science	4	4	100	48	15	48	111	115	246
Home Science	4	5	125	138	93		231	120	513
Agri Extention	3	3	100	32	39		71	75	157
<b>Total</b>	<b>30</b>	<b>35</b>	<b>116.66</b>				<b>1117</b>	<b>810</b>	<b>137.90</b>



Discipline	No. of Training prog. (No. of courses/topics)			Participants (Nos.)					Target Beneficiary (nos.)	% achievement (over target beneficiaries)
	T	A	% of A	On	Off	Spon.	Voc.	Total		
Agronomy	2	2	100	138	33			71	675	114.66
Horticulture	2	1	50		25			25		
Plant Protection	2	3	150	42	35	16	-	93		
PBG	2	1	50	-	28	-	-	28		
Fisheries	3	3	100	35	24	19	-	78		
Animal Science	3	4	150	51	45	-		96		
Home Sciene	3	3	100	49	43	25	-	108		
Agriculture Extension	3	3	100	64	20	-	-	84		
ICT	2	3	150	47	28	-		75		
Soil	2	4	200	69	47	-	-	116		
<b>Total</b>	<b>25</b>	<b>27</b>	<b>108</b>					<b>774</b>	<b>675</b>	<b>114.66</b>



Discipline	No. of Training prog. (No. of courses/topics)			Participants (Nos.)				Target Beneficiary (nos.)	% achievement (over target beneficiaries)
	T	A	% of A	On	Off	Spon.	Total		
Agronomy	2	1	50	25	-	-	25		
Horticulture	1	1	100	25	-	-	25		
PBG	1	1	100	20	-	-	20		
PP	1	1	100	20	-	-	20		
Fisheries	1	1	100	25	-	-	25		
Animal Science	1	1	100	25	-	-	25		
Home Science	1	1	100	20	-	-	20		
Agriculture Extension	1	1	100	22	-	-	22		
<b>Total</b>	<b>12</b>	<b>8</b>	<b>66.66</b>	<b>182</b>			<b>182</b>	<b>250</b>	<b>72.8</b>



# Vocational Training Programmes (Summary)

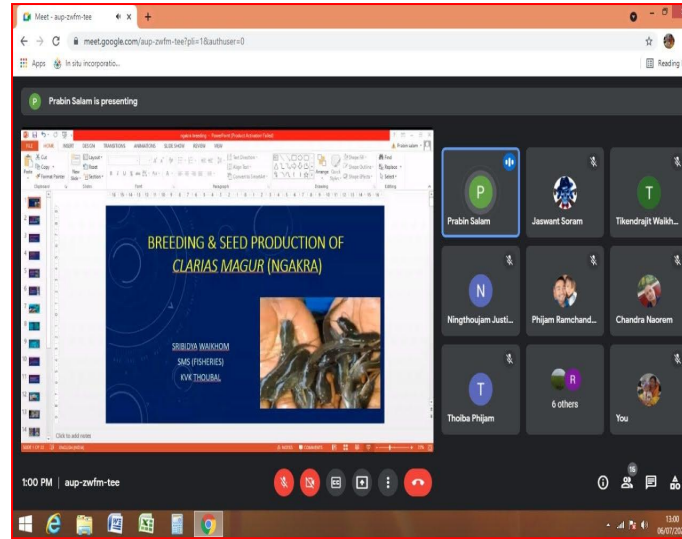
Sl. No.	Target Group	No. of Training prog. (No. of courses/topics)			Beneficiaries/ participants (No.)			Remark
		T	A	% of A	T	A	% of A	
1	Farmer (including farm women)	2	2	100	30	30	100	
2	Rural Youth	2	2	100	30	30	100	
	<b>Total</b>	2	2	100	60	60	100	

Sl. No.	Sponsored Agency/ Org/ Dept.	No. of Training prog. (No. of courses/topics)			Beneficiaries/ participants (No.)			Remark
		T	A	% of A	T	A	% of A	
1	MANAGE	4	2	50	60	34	56.66	Bee keeping, Ornamental fish farming,
2	MSFAC	1	1	100.00	30	25	83.33	Enhancing Agricultural Marketing through Value Addition of Horticultural crops
3	DEE,CAU, Imphal	1	1	100.00	30	48	160	Trg. on Fodder & Livestock Based Intervention for Livelihood Improvement of NEH farmers
	<b>Total</b>	6	7	-	125	84		

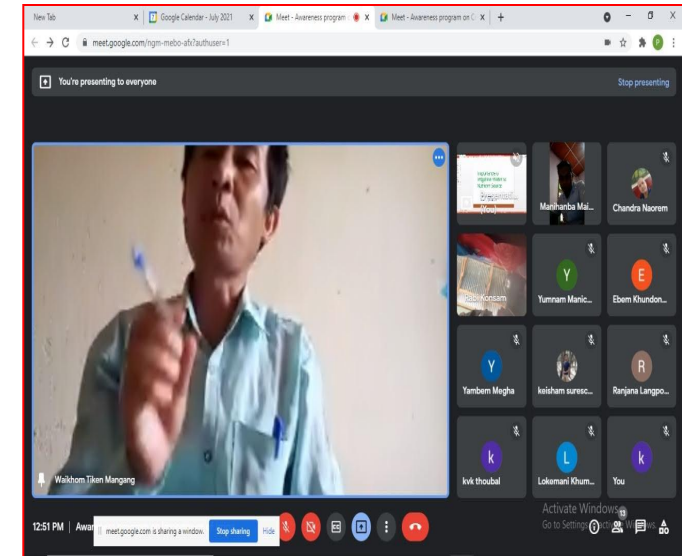




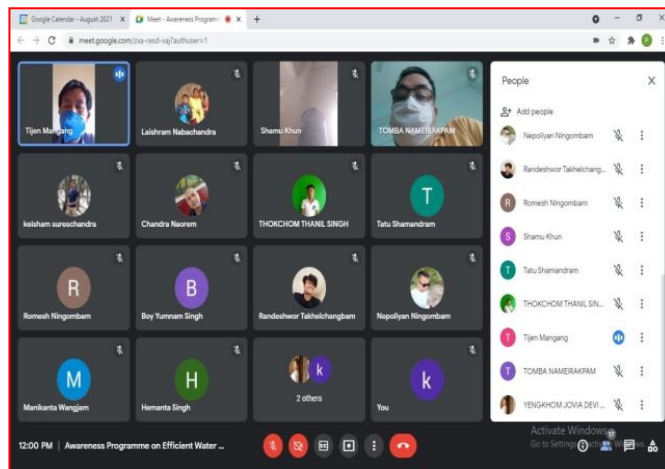
Trg. on Vermicomposting



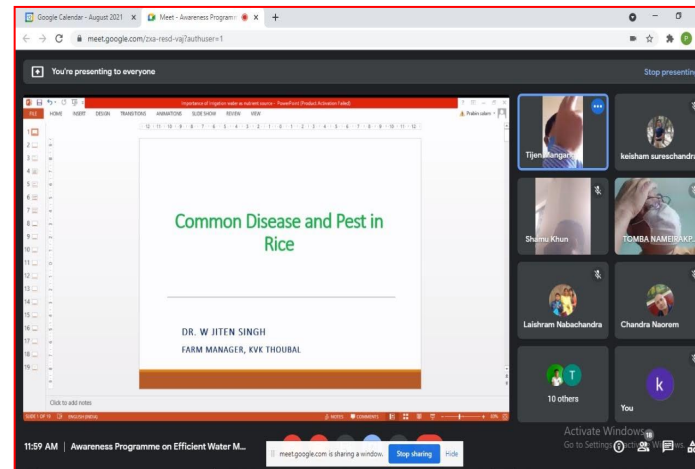
Trg. on Breeding & Seed production of Walking Catfish



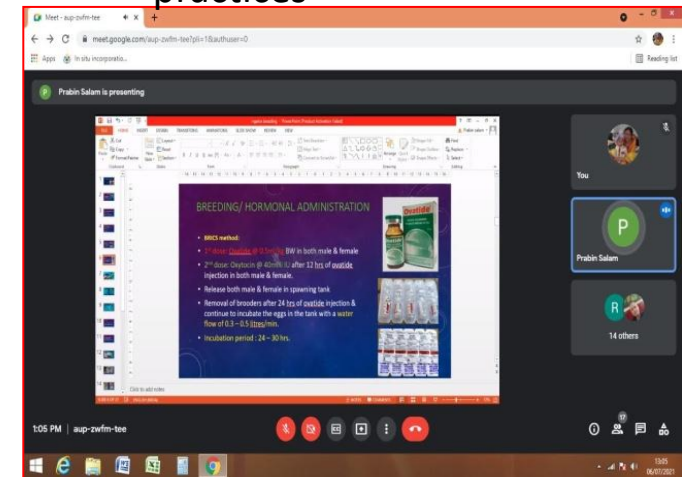
Trg. on Water conservation practices



Water Management practices



Trg. on Common Disease & Pest Mgmt in rice



Breeding & Seed Production of Climbing Perch